

# Meeting the Moment: Understanding Our Origins to Activate Our Communities

Manjusha P. Kulkarni 7.15.22

**STOP  
AAPI  
HATE**

AN INITIATIVE BY



AAPI EQUITY  
ALLIANCE



SAN FRANCISCO  
STATE UNIVERSITY

**“I was waiting in line at a hardware store. A man cut in front of me so I mentioned there was a line. He yelled at me “stupid fucking chink. Go back to the country you came from. Do you fucking speak English?”**

**32 year-old woman**

**Los Angeles**

11,000

AN INITIATIVE BY



**A3PCON**



# Who we are

[Stop AAPI Hate \(SAH\)](#) was established on March 19, 2020.

With over 150 years of collective service, SAH's founding organizations are trusted by Asian American & Pacific Islander communities and allows us to conduct outreach to limited English proficient and immigrant communities.

**SAH advances equity, justice and power by dismantling systemic racism and building a multiracial movement to end anti-Asian American and Pacific Islander hate.**

STOP  
AAPI  
HATE

AN INITIATIVE BY



AAPI EQUITY  
ALLIANCE



SAN FRANCISCO  
STATE UNIVERSITY

Stop AAPI Hate has received over  
10,905 reports of discrimination.



48.7%

of incidents take place in  
public parks and streets



26.9%

of incidents take  
place in businesses

*A large percentage of these  
incidents take place in public.*

Hate incidents reported  
by women make up  
61.8% of all reports



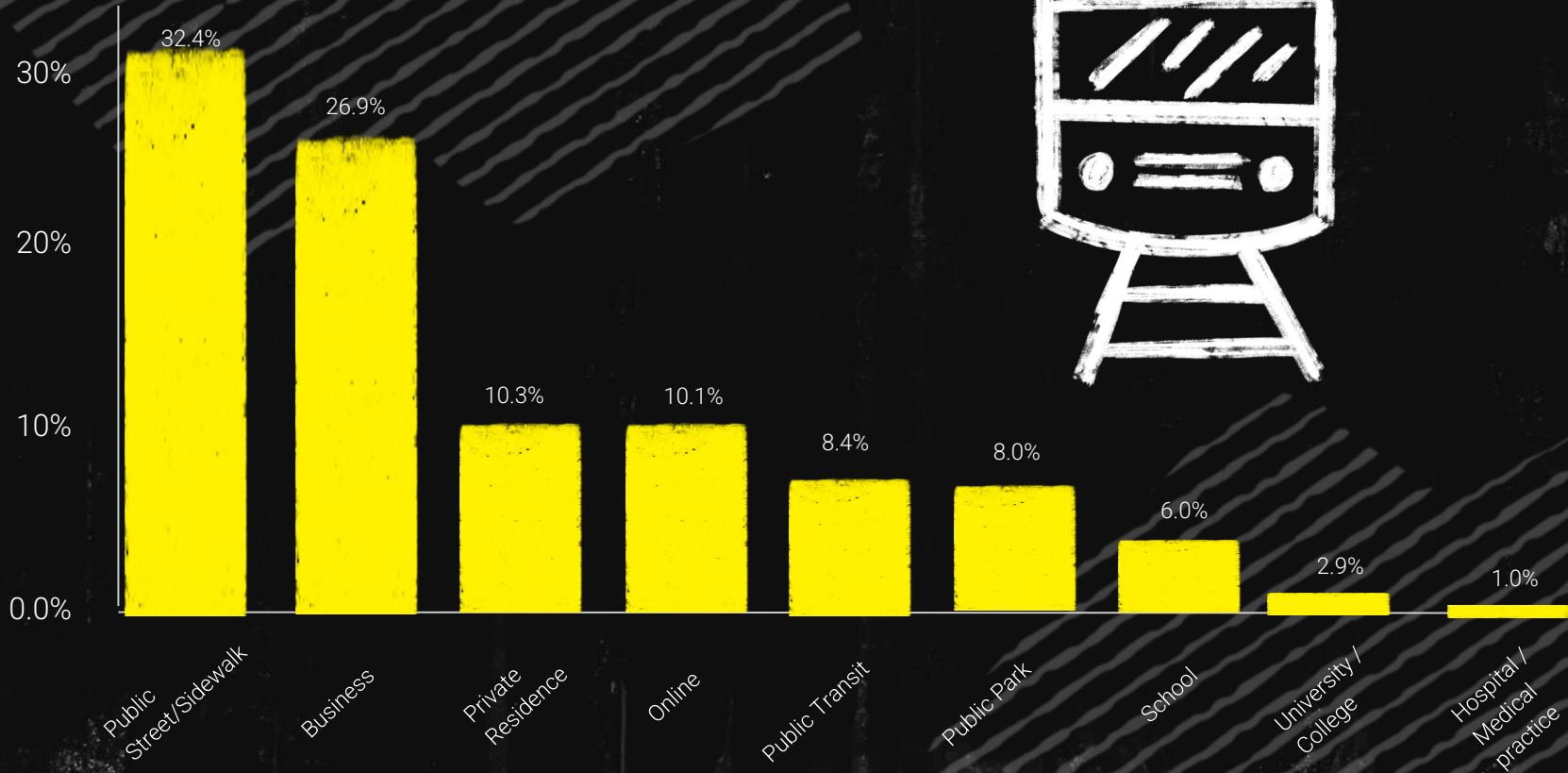

Youth (0 to 17 years old)  
report 9.9% of incidents.



Seniors (over 60)  
Report 7.0% of incidents.

# Most incidents occur

in places that are accessible to the public

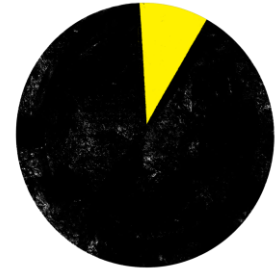


# Verbal harassment continues to be the most common example of discrimination

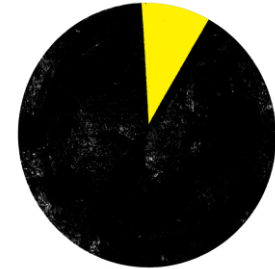
Verbal harassment (**63%**) and physical assault (**16.2%**) - make up the two largest proportions of the total incident reported. **A majority of incidents are traumatic and harmful, but not hate crimes.**




**16.1%**  
Avoidance or shunning  
comprises the third largest  
category of total reported  
incidents



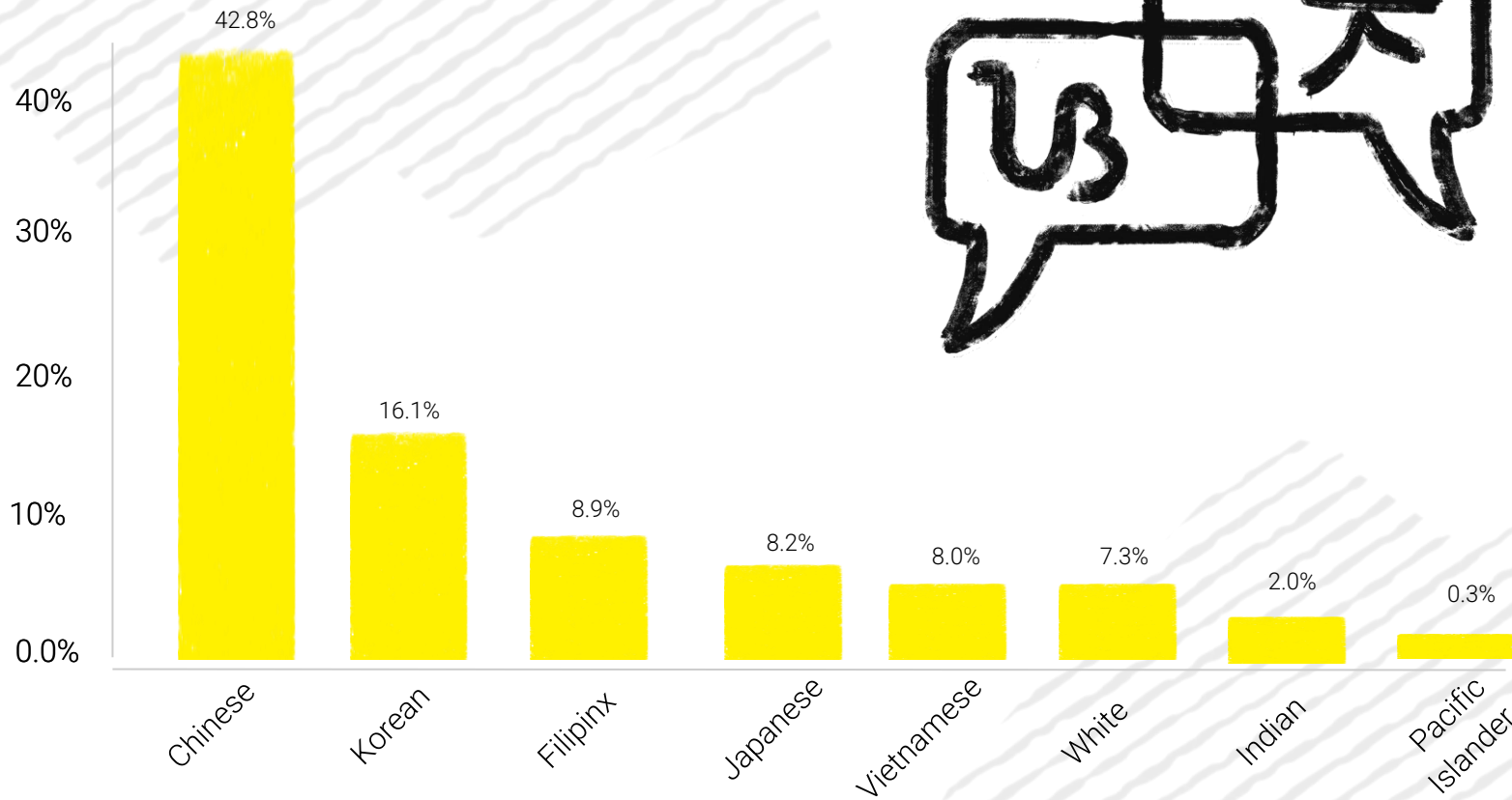
**11.5%**  
Civil rights violations e.g.,  
workplace discrimination,  
refusal of service and being  
barred from transportation



**8.6%**  
Online harassment



# AAPIs across communities experience hate





**STOP  
AAP  
HATE**

# Thank you for listening!

Contact me: [mkulkarni@aapiequityalliance.org](mailto:mkulkarni@aapiequityalliance.org)

Visit our websites: [https://aapiequityalliance.org/  
stopaapihate.org](https://aapiequityalliance.org/stopaapihate.org)

Follow us on Instagram: @StopAAPIhate

Follow us on Twitter: @StopAAPIhate

**STOP  
AAPI  
HATE**